

Status: This is the original version (as it was originally made). This item of legislation is currently only available in its original format.

SCHEDULE 8

Regulation 3(9)

Form M

Front of declaration

(for use when a parliamentary poll is combined with another poll)

Declaration of Identity

UK Parliamentary Election

[insert name of constituency] constituency

Date of election [day] [date] [month] [year]

To be returned with the *[insert colour of ballot paper]* colour red ballot paper.

Important – you must fill in and return this declaration of Identity with your completed ballot paper for it to be counted.

Please read the instructions on the back of this form carefully.

*Name _____ Ballot paper number _____

* Returning Officer to omit name where sent to an anonymous elector

(!) Check that the number on the back of your ballot paper matches the number shown above. If these do not match, call us **immediately** or (*insert helpline number*).

I am the person the ballot paper numbered above was sent to.

My Date of Birth is:
Day Month Year

***My Signature is:**
*Returning Officer to omit where elector has been granted a waiver.

We will check this information against our records for security.

The voter has signed this declaration in my presence.


Witness signature

The witness must be aged 18 or over and satisfied to the best of their knowledge and belief as to the identity of the voter.


Please turn over


Status: This is the original version (as it was originally made). This item of legislation is currently only available in its original format.

Back of declaration

 Instructions for voting by post

Please read through carefully. If you need help, please contact us.

1. For your vote to be counted, you must fill in, in the presence of a witness, and return this declaration of identity with your ballot paper. You must do this even if you have already signed a similar declaration of identity for another election to be held on the same day.
2. Make sure you have filled in all the information on this declaration of identity and your witness has signed it.
3. Vote **only once** by putting a cross  in the box next to your choice on the ballot paper.
4. Do not mark the ballot paper in any other way or your vote may not count.
5. Different colours are used for the ballot papers for each election. Each ballot paper has its own ballot paper envelope (the smaller envelope marked "A"), declaration of identity and covering envelope (the larger envelope marked "B"). The covering envelope and declaration of identity will refer to the colour of the ballot paper. It is important to use the correct envelopes and declaration of identity.
6. Place each ballot paper in the correct smaller envelope marked "A" and seal it. Then put the envelope marked "A", together with the correct declaration of identity, in the correct larger envelope marked "B" and seal it.
7. We must receive your postal vote in the envelope provided by **10pm on [day] [date of poll]**.
8. After receiving this postal vote, you cannot vote in person at a polling station in this election.

 Getting Help

- If you need help to vote, you can ask someone you know or get advice by contacting us. The person helping you must not tell anyone how you voted.
- Please contact us if you need information in another format or language.
- If you make a mistake you can get a replacement if you return all your postal vote documents. Call us immediately as we can **only issue a replacement before 5pm on [day] [date] [month]**.

[Insert helpline and other contact details including website]

Electoral fraud is a crime.

Issued by the Chief Electoral Officer.