

Status: This is the original version (as it was originally made). This item of legislation is currently only available in its original format.

SCHEDULE

rule 10

Forms

PART 1


Miscellaneous forms






Form 5 – Ballot paper for constituency member elections

CMER rule 17

Status: This is the original version (as it was originally made). This item of legislation is currently only available in its original format.

**Election of the London Assembly Constituency Member
for the constituency of [insert name of constituency]**

Vote for only one candidate by putting a cross  in the box next to your choice

BASWRA, Paresh Liberal Democrats		<input type="checkbox"/>
CRANLEY, Alana Green Party		<input type="checkbox"/>
EDGBASTON, Richard Common Good		<input type="checkbox"/>
GUNNIL-WALKER, Roger Labour Party		<input type="checkbox"/>
SMITH, Catherine Angelina Independent		<input type="checkbox"/>
SMITH, Keith James Conservative Party		<input type="checkbox"/>
ZANUCK, George Henry United Kingdom Independence Party		<input type="checkbox"/>

Status: This is the original version (as it was originally made). This item of legislation is currently only available in its original format.

Number

[Other unique identifying mark]

Election for [insert description of election]

on 20....

Status: This is the original version (as it was originally made). This item of legislation is currently only available in its original format.






Directions as to Printing the Ballot Paper

1. Nothing is to be printed on the ballot paper except in accordance with these directions.
2. So far as is practicable, the arrangements set out in paragraphs 3 to 16 must be observed in the printing of the ballot paper.
3. No word may be printed on the face except:
 - (a) the heading "Election of the London Assembly Constituency Member for the constituency of";
 - (b) within that heading, the name of the constituency;
 - (c) the direction "Vote for only one candidate by putting a cross [X] in the box next to your choice";
 - (d) the particulars of the candidates; and
 - (e) words forming part of the emblems mentioned at paragraph 10 below.
4. A box must be printed around:
 - (a) the heading and name of the constituency referred to in paragraph 3(a) and (b); and
 - (b) the direction referred to in paragraph 3(c),and the direction must be separated from the heading and name by a horizontal rule extending across the box.
5. No rule may be printed on the face except:
 - (a) as part of the box referred to in paragraph 4;
 - (b) the horizontal rule referred to in that paragraph;
 - (c) a horizontal rule above the particulars of the first candidate;
 - (d) the horizontal rules separating the particulars of the candidates from one another;
 - (e) a horizontal rule below the particulars of the last candidate;
 - (f) as part of the boxes on the right-hand side of the ballot paper where the vote is to be marked.
6. The horizontal rules referred to in paragraph 5(c), (d) and (e) must be equally spaced and the space between each of them must be a minimum of 2.5 centimetres.
7. Each of the horizontal rules referred to in paragraph 5(c) and (d) must extend from a point at least in line with the text on the left-hand side of the page to a point directly above the centre of the box below that rule.

Status: This is the original version (as it was originally made). This item of legislation is currently only available in its original format.

8. The horizontal rule referred to in paragraph 5(e) must:
 - (a) extend from a point at least in line with the text on the left-hand side of the page to a point directly below the right-hand edge of the box above that rule; and
 - (b) be thicker than the other horizontal rules.
9. The boxes referred to in paragraph 5(f) must not touch any horizontal rule and each one must be equidistant between the horizontal rule above it and the horizontal rule below it.
10. Where a registered emblem is to be printed against a candidate's particulars:
 - (a) it must be printed adjacent to and to the right of the particulars; and
 - (b) its size as printed must not exceed 2 centimetres square.
11. The heading "Election of the London Assembly Constituency Member for the constituency of" must be printed in very large bold type. All other words on the front of the ballot paper must appear in large bold type.
12. The surname of each candidate must appear in capitals with their other names in lower case with initial capitals.
13. The descriptions of the candidates must appear in lower case with initial capitals.
14. The number and other unique identifying mark must be printed close to each other on the back of the ballot paper.
15. The words "DO NOT FOLD" may be printed on the reverse of the ballot paper to be used at polling stations.
16. Blank spaces may be left on the ballot paper at the bottom and/or around the sides where this is necessary for the purposes of electronic counting.

Status: This is the original version (as it was originally made). This item of legislation is currently only available in its original format.

Election of the London Assembly London Member		
Vote only once by putting a cross <input type="checkbox"/> in the box next to your choice		
Common Good		<input type="checkbox"/>
Conservative Party	 Conservatives	<input type="checkbox"/>
Green Party	 Green Party	<input type="checkbox"/>
Labour Party	 Labour	<input type="checkbox"/>
Liberal Democrats		<input type="checkbox"/>
United Kingdom Independence Party		<input type="checkbox"/>
SMITH, Catherine Angelina Independent		<input type="checkbox"/>

Status: This is the original version (as it was originally made). This item of legislation is currently only available in its original format.

Number

[Other unique identifying mark]

Election for [insert description of election]

on..... 20....

Status: This is the original version (as it was originally made). This item of legislation is currently only available in its original format.

Directions as to Printing the Ballot Paper

1. Nothing is to be printed on the ballot paper except in accordance with these directions.
2. So far as is practicable, the arrangements set out in paragraphs 3 to 16 must be observed in the printing of the ballot paper.
3. No word may be printed on the face except:
 - (a) the heading "Election of the London Assembly London Member";
 - (b) the direction "Vote only once by putting a cross [X] in the box next to your choice";
 - (c) the particulars of the registered political parties and (as the case may be) individual candidates; and
 - (d) words forming part of the emblems mentioned at paragraph 10 below.
4. A box must be printed around:
 - (a) the heading referred to in paragraph 3(a); and
 - (b) the direction referred to in paragraph 3(b),and the direction must be separated from the heading by a horizontal rule extending across the box.
5. No rule may be printed on the face except:
 - (a) as part of the box referred to in paragraph 4;
 - (b) the horizontal rule referred to in that paragraph;
 - (c) a horizontal rule above the particulars of the first registered political party or (as the case may be) individual candidate;
 - (d) horizontal rules separating the particulars of the registered political parties or (as the case may be) individual candidates from one another;
 - (e) a horizontal rule below the particulars of the last registered political party or (as the case may be) individual candidate;
 - (f) as part of the boxes on the right hand side of the ballot paper where the vote is to be marked.
6. The horizontal rules referred to in paragraph 5(c) and (d) must be equally spaced and the space between each of them must be a minimum of 2.5 centimetres.
7. Each of the horizontal rules referred to in paragraph 5(c) and (d) must extend from a point at least in line with the text on the left-hand side of the page to a point directly above the centre of the box below that rule.






Status: This is the original version (as it was originally made). This item of legislation is currently only available in its original format.

8. The horizontal rule referred to in paragraph 5(e) must:
 - (a) extend from a point at least in line with the text on the left-hand side of the page to a point directly below the right-hand edge of the box above that rule; and
 - (b) be thicker than the other horizontal rules.
9. The boxes referred to in paragraph 5(f) must not touch any horizontal rule and each one must be equidistant between the horizontal rule above it and the horizontal rule below it.
10. Where a registered emblem is to be printed against a registered political party's particulars:
 - (a) it must be printed adjacent to and to the right of the registered political party's particulars; and
 - (b) its size as printed must not exceed 2 centimetres square.
11. The heading "Election of the London Assembly London Member" must be printed in very large bold type. All other words on the front of the ballot paper must appear in large bold type.
12. The descriptions of each party must appear in lower case with initial capitals.
13. The surname of each individual candidate must appear in capitals with their other name(s) in lower case with initial capitals.
14. The number and other unique identifying mark must be printed close to each other on the back of the ballot paper.
15. The words "DO NOT FOLD" may be printed on the reverse of the ballot paper to be used at polling stations.
16. Blank spaces may be left on the ballot paper at the bottom and/or around the sides where this is necessary for the purposes of electronic counting.

Status: This is the original version (as it was originally made). This item of legislation is currently only available in its original format.

Election of the Mayor of London

Vote once in column A for your first choice, and
Vote once in column B for your second choice

	Column A first choice	Column B second choice
<hr/> BASWRA, Paresh Liberal Democrats 	<input type="checkbox"/>	<input type="checkbox"/>
<hr/> CRANLEY, Alana Green Party 	<input type="checkbox"/>	<input type="checkbox"/>
<hr/> EDGBASTON, Richard Common Good	<input type="checkbox"/>	<input type="checkbox"/>
<hr/> GUNNIL-WALKER, Roger Labour Party 	<input type="checkbox"/>	<input type="checkbox"/>
<hr/> SMITH, Catherine Angelina Independent	<input type="checkbox"/>	<input type="checkbox"/>
<hr/> SMITH, Keith James Conservative Party 	<input type="checkbox"/>	<input type="checkbox"/>
<hr/> ZANUCK, George Henry United Kingdom Independence Party 	<input type="checkbox"/>	<input type="checkbox"/>

Status: This is the original version (as it was originally made). This item of legislation is currently only available in its original format.

Number

[Other unique identifying mark]

Election for [insert description of election]

on 20....

Status: This is the original version (as it was originally made). This item of legislation is currently only available in its original format.

Directions as to Printing the Ballot Paper

1. Nothing is to be printed on the ballot paper except in accordance with these directions.
2. So far as is practicable, the arrangements set out in paragraphs 3 to 17 must be observed in the printing of the ballot paper.
3. No word may be printed on the face except:
 - (a) the heading "Election of the Mayor of London";
 - (b) the direction "Vote once [X] in column A for your first choice, and Vote once [X] in column B for your second choice";
 - (c) the indicators "Column A first choice" and "Column B second choice" above the boxes on the right hand side;
 - (d) the particulars of the candidates; and
 - (e) words forming part of the emblems mentioned at paragraph 10 below.
4. Where there are only two candidates for the office of Mayor of London:
 - (a) there should be only one column; and
 - (b) this column should have no headings.
5. A box must be printed around the direction referred to in paragraph 3(b).
6. No rule may be printed on the face except:
 - (a) as part of the box referred to in paragraph 5;
 - (b) a horizontal rule above the particulars of the first candidate;
 - (c) horizontal rules separating the particulars of the candidates from one another;
 - (d) a final horizontal rule below the particulars of the last candidate; and
 - (e) as part of the boxes in column A and column B on the right-hand side of the ballot paper where the votes are to be marked.
7. The horizontal rules referred to in paragraph 6(b), 6(c) and (d) must:
 - (a) be equally spaced and the space between each of them must be a minimum of 2.5 centimetres; and
 - (b) must extend from a point at least in line with the text on the left hand side to a point immediately before the shading around the boxes in column A.
8. The horizontal rule referred to in paragraph 6(d) must extend from a point at least in line with the text on the left-hand side of the page to a point directly below the shading beyond the right-hand edge of the box in column B above that rule.

Status: This is the original version (as it was originally made). This item of legislation is currently only available in its original format.

9. The boxes in columns A and B referred to in paragraph 6(e) must each be bordered by a shaded area no more than 0.4cm thick at the outside edge. Each shaded area must include a bold embedded arrow pointing downwards immediately underneath the words "Column A first choice" and "Column B second choice". Where there are only two candidates as referred to in paragraph 4, there should be no shaded area.
10. Where a registered emblem is to be printed against a candidate's particulars:
 - (a) it must be printed adjacent to and to the right of the candidate's particulars; and
 - (b) its size as printed must not exceed 2 centimetres square.
11. The heading "Election of the Mayor of London " must be in very large bold type.
12. All other words must appear in bold type that is smaller than the heading. The words "Column A" and "Column B" above the columns are not to be in bold type.
13. The surname of each candidate is to be printed in capitals, with their other name(s) printed in lower case with initial capitals.
14. The descriptions of the candidates must appear in lower case with initial capitals.
15. The number and other unique identifying mark must be printed close to each other on the back of the ballot paper.
16. The words "DO NOT FOLD" may be printed on the reverse of the ballot paper to be used at polling stations.
17. Blank spaces may be left on the ballot paper at the bottom and/or around the sides where this is necessary for the purposes of electronic counting.

Status: This is the original version (as it was originally made). This item of legislation is currently only available in its original format.

Poll Card
Greater London Authority Elections
Election of the Mayor of London
London Assembly Member for [constituency]
London Members of the London Assembly

Voting information	
Polling day	
Voting hours	
Your polling station will be	

Please turn over

<p>Your details:</p> <p>* [Elector's name and qualifying address details here]</p> <p>* Constituency Returning Officer to omit where poll card sent to an anonymous elector. Poll card to an anonymous elector must be delivered in a sealed envelope</p> <p>Number on register:</p>
--

** [You do not need to take this card with you in order to vote.]

** [You must have this card with you. You cannot vote without it.]

** If anonymous elector omit the words in the first set of brackets, if not omit the words in the second set of brackets.


[Insert helpline and other details including website].

Back of card

<p>This space for map or other information such as helpline and website details</p>

It is an offence to:

- vote more than once at the same election, unless you are voting on your own behalf and as a proxy for another person
- vote as a proxy at the same election for more than two people, unless you are their spouse, civil partner, parent, grandparent, brother, sister, child or grandchild
- vote as a proxy for someone if you know that by law they are not allowed to vote

<p> If you need any help or to find out if your polling station is accessible, please contact us.</p> <p>[Constituency Returning Officer to add contact details including website if appropriate]</p>

If undelivered return to:
[Insert return address]

<p>If you are away or cannot go to the polling station on [day] [date of poll] you can do one of the following:</p> <ul style="list-style-type: none"> • Apply to vote by post. Completed applications must reach us before 5pm on [day] [date of deadline]. If you are given a postal vote, you will not be able to vote in person at this election. <p>OR</p> <ul style="list-style-type: none"> • Apply to vote by proxy (this means someone else can vote on your behalf). Completed applications must reach us before 5pm on [day] [date of deadline]. If you appoint a proxy, you can vote if you wish, but only if your proxy has not already voted on your behalf and has not got a postal vote for you.

<p>If after 5pm on [the sixth day before the date of the poll] you are unable to vote in person because you:</p> <ul style="list-style-type: none"> • Have a medical emergency or • Learn you cannot go to the polling station because of work reasons <p>You can apply to vote by proxy. Completed applications must reach us before 5pm on [day] [date of deadline]. To find out how to apply, call the helpline immediately.</p>

The Constituency Returning Officer issued this card.

Status: This is the original version (as it was originally made). This item of legislation is currently only available in its original format.

Front of card

Postal poll card
Greater London Authority Elections
Election of the Mayor of London
London Assembly Member for [constituency]
London Members of the London Assembly
Date of election [day] [date] [month] [year]

Voting information
We will send your postal vote around [day] [date] [month] [year] *[addressed to:]
*[Elector's name and address]

Your details:
* [Elector's name and qualifying address details here]
* Constituency Returning Officer to omit in both places where poll card sent to an anonymous elector. Poll card to an anonymous elector must be delivered in a sealed envelope
Number on register:

Your postal vote

- You will receive a postal vote for this election because you asked to vote by post.
- You will not be able to vote in a polling station.
- **If you have not received your postal vote by [day] [date] [month] call [insert helpline number].**

Please turn over

Back of card

How to vote <ol style="list-style-type: none">1. When you receive your postal vote, read the instructions carefully.2. Your postal vote includes your ballot paper(s) and postal voting statement(s).3. Complete [both] [all] of these and return them immediately.4. We need to receive your postal vote by 10pm on [day/date of poll].	If you lose your postal vote or make a mistake <p>Please phone the helpline immediately.</p> <p>We can only issue a replacement postal vote before 5pm on [day] [date of poll].</p> <p>If you would rather vote in person, or ask someone else to vote on your behalf, you must cancel your postal vote before 5pm on [day/date of deadline]. For more information, please call the helpline.</p>
<p>📞 If you need information in another format, please call our helpline below.</p> <p>📞 If you need help to vote, you can ask someone you know or get independent help by calling our helpline:</p> <p>[Insert helpline and other details including website]</p>	It is an offence to: <ul style="list-style-type: none">• vote using a ballot paper that was not sent for your use or interfere with another voter's ballot paper• vote more than once at the same election, unless you are voting on your own behalf and as a proxy for another person• vote as a proxy at the same election for more than two people, unless you are their spouse, civil partner, parent, grandparent, brother, sister, child or grandchild• vote as a proxy for someone if you know that by law they are not allowed to vote

The Constituency Returning Officer issued this card.

If undelivered return to:
[Insert return address]

Status: This is the original version (as it was originally made). This item of legislation is currently only available in its original format.

CMER rule 26, LMER rule 27, MER rule 26

Front of card

Proxy poll card
Greater London Authority Elections
Election of the Mayor of London
London Assembly Member for [constituency]
London Members of the London Assembly

<p>Your details:</p> <p>* [Proxy's name and qualifying address details here]</p> <p>* Constituency Returning Officer to omit where poll card sent to the proxy of an anonymous elector. Poll card to proxy of an anonymous elector must be delivered in a sealed envelope.</p>

Voting information	
Polling day	
Voting hours	
Your polling station will be	

You will receive a proxy vote

- ** [The person named on the back of this card [Another person] has appointed you as a proxy to vote on their behalf at this election.
 - ** [You do not need to take this card with you to vote.] [You must have this card with you when you vote. You cannot vote as a proxy without it.]
 - ** If sent to the proxy of an anonymous elector omit the words in each of the first sets of brackets, if not omit the words in each of the second sets of brackets.
- [Insert helpline and other details including website].

Please turn over


Back of card

For this election you are proxy for:

* [(Elector's name)
(Elector's address)
(Elector's number on register)]
[the person with this elector number: (Insert elector's number on register)]
* If anonymous elector omit the words in the first set of square brackets, if not omit the words in the second set of square brackets

The person you are proxy for can vote themselves if they wish – but only if you have not already voted on their behalf.

This space for map or other information such as helpline and website details

 **If you need any help or to find out if your polling station is accessible, please contact us.**
[Constituency Returning Officer to add contact details including website if appropriate]

How to vote as a proxy

1. * [At the polling station, tell the staff that you are a proxy for the person named above. They will give you that person's ballot paper(s).] *[At the polling station, ask to speak to the presiding officer and show them this card. They will give you the ballot paper(s) of the person you are proxy for.]
* If anonymous elector omit the words in the first set of square brackets, if not omit the words in the second set of square brackets
2. Go to one of the voting booths.
3. Follow the instructions on how to mark the ballot paper(s).
4. Place the ballot paper(s) unfolded in the ballot box.

If you need any help, just ask the staff.

If you are away or cannot go to the polling station on [day] [date of poll]

- You can apply to vote by post. The deadline for completed applications is 5pm on [day] [date of deadline].
- If you are given a postal vote, you or the person you are proxy for will not be able to vote in person at this election.
- **To find out how to apply, please call us on [insert helpline number or other contact details].**

It is an offence to:

- vote more than once at the same election, unless you are voting on your own behalf and as a proxy for another person
- vote as a proxy at the same election for more than two people, unless you are their spouse, civil partner, parent, grandparent, brother, sister, child or grandchild
- vote as a proxy for someone if you know that by law they are not allowed to vote

The Constituency Returning Officer issued this card. If undelivered return to [insert return address]

Status: This is the original version (as it was originally made). This item of legislation is currently only available in its original format.

Form 15 – Official proxy postal poll card

CMER rule 26, LMER rule 27, MER rule 26

Front of card

Proxy postal poll card
Greater London Authority Elections
Election of the Mayor of London
London Assembly Member for [constituency]
London Members of the London Assembly
Date of election [day] [date] [month] [year]

Voting information
We will send your postal vote around [day] [date] [month] [year] *[addressed to:]
* [Proxy's name and address details here] * Constituency Returning Officer to omit where poll card sent to the proxy of an anonymous elector. Poll card to proxy of an anonymous elector must be delivered in a sealed envelope.

Voting as a proxy

** [The person named on the back of this card] [Another person] has appointed you as a proxy to vote on their behalf at this election.

** If sent to the proxy of an anonymous elector omit the words in the first set of brackets, if not omit the words in the second set of brackets.

Your postal vote

- You will receive a postal vote for this election because you asked to vote by post.
- You will not be able to vote as proxy in a polling station.
- If you have not received your postal vote by [day] [date] [month] call [insert helpline number].

Please turn over

Back of card

Status: This is the original version (as it was originally made). This item of legislation is currently only available in its original format.

For this election you are proxy for:

- * *[(Elector's name)
(Elector's address)
(Elector's number on register)]*
- * *[the person with this elector number: (Insert elector's number on register)]*
- * *If anonymous elector omit the words in the first set of square brackets, if not omit the words in the second set of square brackets*

How to vote

1. When you receive your postal vote, read the instructions carefully.
2. Your postal vote includes your ballot paper(s) and postal voting statement(s).
3. Complete [both] [all] of these and return them immediately.
4. We need to get your postal vote by **10pm on [day/date of poll]**.

- 📞 If you need information in another format, please call our helpline below.**
- 📞 If you need help to vote, you can ask someone you know or get independent help by calling our helpline:**
[insert helpline and other details including website]

If you lose your postal vote or make a mistake

- Please phone the helpline immediately.
 - We can only issue a replacement postal vote before **5pm on [day] [date of poll]**.
- If you would rather vote in person, you must cancel your postal vote before **5pm on [day/date of deadline]**. For more information, please call the helpline.

It is an offence to:

- vote using a ballot paper that was not sent for your use or interfere with another voter's ballot paper
- vote more than once at the same election, unless you are voting on your own behalf and as a proxy for another person
- vote as a proxy at the same election for more than two people, unless you are their spouse, civil partner, parent, grandparent, brother, sister, child or grandchild
- vote as a proxy for someone if you know that by law they are not allowed to vote

The Constituency Returning Officer issued this card.

If undelivered return to
[insert return address]

Form 18 – Certificate of Employment

CMER rule 33(4), LMER rule 34(4), MER rule 33(4)

Status: This is the original version (as it was originally made). This item of legislation is currently only available in its original format.

Certificate of Employment
Greater London Authority Elections
Date of election [day] [date] [month] [year]
Election in the [insert name of constituency] constituency Electoral division / Ward
The person named below is entitled to vote at any polling station in the above constituency on production and surrender of this certificate to the Presiding Officer.
I certify that _____ (name of elector) who is numbered* _____ in the register of electors for the constituency named above, cannot reasonably be expected to go in person to the polling station allotted to him/her at this election by reason of his/her employment on the above date for a purpose connected with this election: - as a constable** - as a police community support officer** - by me (only applies to Returning Officer's staff)** Signature _____ Returning Officer/Police Officer (<i>Inspector or above</i>)** Date _____ * The elector's number can be found on the poll card which was sent to them shortly after the election was announced, or can be checked by contacting the Electoral Registration Officer. ** Person completing the form to delete whichever does not apply.

PART 2

Postal voting statements

Form 11 – form of postal voting statement:
ordinary elections or constituency member or
mayoral by-election

CMER rule 23, LMER 24, MER 23

Status: This is the original version (as it was originally made). This item of legislation is currently only available in its original format.

Postal voting statement	[Space for barcode]												
Greater London Authority Elections													
Date of election [day] [date] [month] [year]													
<p>Important – you must fill in and return this postal voting statement with your completed ballot paper(s) for [them] [it] to be counted.</p> <p>Please read the instructions carefully and use a black pen.</p> <p>* Name _____ Ballot paper number(s) _____</p> <p>* <i>Constituency Returning Officer to insert name but omit where sent to an anonymous elector</i></p> <p>(!) Check that the number(s) on the back of your ballot paper(s) match(es) the number(s) shown above. If these do not match, call us immediately on (<i>insert helpline number</i>).</p>													
<table border="1" style="width: 100%; border-collapse: collapse;"> <tr> <td colspan="3" style="padding: 5px;">I am the person the ballot paper(s) numbered above [was] [were] sent to.</td> </tr> <tr> <td style="padding: 5px;">My Date of Birth is:</td> <td style="padding: 5px; text-align: center;"> <input style="width: 30px; height: 20px; border: 1px solid black;" type="text"/> <input style="width: 30px; height: 20px; border: 1px solid black;" type="text"/> <input style="width: 30px; height: 20px; border: 1px solid black;" type="text"/> <input style="width: 30px; height: 20px; border: 1px solid black;" type="text"/> </td> <td style="padding: 5px; text-align: center;"> Day Month Year </td> </tr> <tr> <td style="padding: 5px;"> <p>* My Signature is: (You must sign inside the box)</p> <p><i>* Constituency Returning Officer to omit box where the elector has been granted a waiver</i></p> </td> <td colspan="2" style="padding: 5px; text-align: center;"> <div style="border: 1px solid black; width: 100%; height: 60px;"></div> </td> </tr> <tr> <td colspan="3" style="padding: 5px;">We will check this information against our records for security.</td> </tr> </table>		I am the person the ballot paper(s) numbered above [was] [were] sent to.			My Date of Birth is:	<input style="width: 30px; height: 20px; border: 1px solid black;" type="text"/> <input style="width: 30px; height: 20px; border: 1px solid black;" type="text"/> <input style="width: 30px; height: 20px; border: 1px solid black;" type="text"/> <input style="width: 30px; height: 20px; border: 1px solid black;" type="text"/>	Day Month Year	<p>* My Signature is: (You must sign inside the box)</p> <p><i>* Constituency Returning Officer to omit box where the elector has been granted a waiver</i></p>	<div style="border: 1px solid black; width: 100%; height: 60px;"></div>		We will check this information against our records for security.		
I am the person the ballot paper(s) numbered above [was] [were] sent to.													
My Date of Birth is:	<input style="width: 30px; height: 20px; border: 1px solid black;" type="text"/> <input style="width: 30px; height: 20px; border: 1px solid black;" type="text"/> <input style="width: 30px; height: 20px; border: 1px solid black;" type="text"/> <input style="width: 30px; height: 20px; border: 1px solid black;" type="text"/>	Day Month Year											
<p>* My Signature is: (You must sign inside the box)</p> <p><i>* Constituency Returning Officer to omit box where the elector has been granted a waiver</i></p>	<div style="border: 1px solid black; width: 100%; height: 60px;"></div>												
We will check this information against our records for security.													
<p>It is an offence to vote using a ballot paper that was not sent for your use or interfere with another voter’s ballot paper. It is an offence to vote more than once (unless you are appointed as a proxy) at the same election.</p> <p><i>Constituency Returning Officer to add pictorial guidance as appropriate.</i></p>													

Status: This is the original version (as it was originally made). This item of legislation is currently only available in its original format.

Instructions for voting by post

Please read through carefully. If you need help, please call us on *[insert helpline number]*.

- For your votes to be counted, you must fill in and return this postal voting statement with your ballot paper(s) (listed below).
- Make sure you have filled in the **date of birth** **[and signature]* box[es] on this postal voting statement.

** Constituency Returning Officer to delete where elector is granted a waiver.*

***London Assembly constituency members election (*[insert colour]* ballot paper)**

- [Vote for **only one candidate** by putting a cross in the box next to your choice.]

*** London Assembly London members election (*[insert colour]* ballot paper)**

- [Vote **only once** by putting a cross in the box next to your choice.]

** Constituency Returning Officer to amend as appropriate.*

*** London Mayoral election (*[insert colour]* ballot paper)**

- #● [Vote for **only one candidate** by putting a cross in the box next to your choice.]

- #● [Vote by putting a cross in the box
In column A next to your first choice candidate
In column B next to your second choice candidate
Your first and second choices should be different.]

Greater London Returning Officer to amend as appropriate where there are only two candidates for the office of Mayor of London

(!) Do not mark the ballot papers in any other way or your votes may not count.

(!) We must get your postal vote by 10pm on **[day] [date of poll]**. If you miss the post, you can hand it in at our office or at any polling station in the constituency before 10pm on **[day] [date of poll]**.

(!) After receiving this postal vote, you cannot vote in person at a polling station in *[this][these]* election(s).

Getting help

- If you need help to vote, you can ask someone you know or get independent help by calling the helpline on *[insert helpline number]*. The person helping you must not tell anyone how you voted.
- Please call the helpline if you require copies of this form or guidance in Braille or languages other than English.
- If you make a mistake or lose your postal ballot paper(s) or this statement, you can get a replacement. Call us immediately as **we can only issue a replacement before 5pm on [date of poll]**. Please be aware that if you are requesting a replacement **after 5pm on [day before date of poll]** we can issue a replacement only if you return this ballot pack in person.

Electoral fraud is a crime. It is an offence to vote more than once at the same election unless you are voting on your own behalf and as a proxy for another person.

The Constituency Returning Officer issued this statement.
Constituency Returning Officer to add pictorial guidance as appropriate.

Form 11A – form of postal voting statement:
combined elections where issue and receipt of
postal ballot papers are taken together

CMER rule 23, LMER 24, MER 23

Status: This is the original version (as it was originally made). This item of legislation is currently only available in its original format.

Postal voting statement	[Space for barcode]												
Greater London Authority Elections <i>[Relevant Returning or Counting Officer to insert title(s) of other election(s) and referendum(s) as appropriate]</i>													
Date of election(s) [and referendum(s)] [day] [date] [month] [year]													
Important – you must fill in and return this postal voting statement with your completed ballot papers for them to be counted.													
Please read the instructions carefully and use a black pen.													
* Name _____ * Ballot paper numbers _____													
<i>* Relevant Returning or Counting Officer to insert name but omit where sent to an anonymous elector</i>													
(!) Check that the numbers on the backs of your ballot papers match the numbers shown above. If they do not match, call us immediately on (insert helpline number).													
I am the person the ballot papers numbered above were sent to.													
My Date of Birth is:	<table border="1"><tr><td><input type="text"/></td><td><input type="text"/></td><td><input type="text"/></td><td><input type="text"/></td><td><input type="text"/></td><td><input type="text"/></td></tr><tr><td colspan="2">Day</td><td colspan="2">Month</td><td colspan="2">Year</td></tr></table>	<input type="text"/>	<input type="text"/>	<input type="text"/>	<input type="text"/>	<input type="text"/>	<input type="text"/>	Day		Month		Year	
<input type="text"/>	<input type="text"/>	<input type="text"/>	<input type="text"/>	<input type="text"/>	<input type="text"/>								
Day		Month		Year									
*My Signature is: (You must sign inside the box)	<div style="border: 1px solid black; height: 60px; width: 100%;"></div>												
<i>* Relevant Returning or Counting Officer to omit box where the elector has been granted a waiver</i>													
We will check this information against our records for security.													
It is an offence to vote using a ballot paper that was not sent for your use or interfere with another voter's ballot paper. It is an offence to vote more than once at the same election [or referendum] (unless you are appointed as a proxy).													
<i>Relevant Returning or Counting Officer to add pictorial guidance as appropriate.</i>													

Status: This is the original version (as it was originally made). This item of legislation is currently only available in its original format.

Instructions for voting by post

Please read through carefully. If you need help, please call us on *[insert helpline number]*.

- For your votes to be counted, you must fill in and return this postal voting statement with **all** your ballot papers (listed below).
- Make sure you have filled in the **date of birth** **[and signature] box[es]* on this postal voting statement.
** Relevant Returning or Counting Officer to delete where elector is granted a waiver*

*** UK Parliamentary election (*[insert colour]* ballot paper)**

- [Vote for **only one candidate** by putting a cross in the box next to your choice.]

*** [Local government election]/[Parish/Community council election] (*[insert colour]* ballot paper)**

- [Vote for **only one candidate** by putting a cross in the box next to your choice.]
- [Vote for **no more than** ___ **candidates** by putting a cross in the box next to **each** of your choices.]

*** European Parliamentary election (*[insert colour]* ballot paper)**

- [Vote **only once** by putting a cross in the box next to your choice.]

*** London Assembly constituency members election (*[insert colour]* ballot paper)**

- [Vote for **only one candidate** by putting a cross in the box next to your choice.]

*** London Assembly London members election (*[insert colour]* ballot paper)**

- [Vote **only once** by putting a cross in the box next to your choice.]

*** London Mayoral election (*[insert colour]* ballot paper)**

- #• [Vote for **only one candidate** by putting a cross in the box next to your choice.]
- #• [Vote by putting a cross in the box
In column A next to your first choice candidate
In column B next to your second choice candidate
Your first and second choices should be different.]

#Greater London Returning officer to amend as appropriate where there are only two candidates for the office of Mayor of London

*** [Specify other] election/referendum (*[insert colour]* ballot paper)**

- [Specify voting instructions in accordance with the legislation governing the election or referendum.]

** Relevant Returning or Counting Officer to add/amend as appropriate.*

(!) Do not mark the ballot papers in any other way or your votes may not count.

(!) We must get your postal vote by **10pm on *[day]* *[date of poll]***. If you miss the post, you can hand it in at our office or at any polling station in the [constituency] [region] [electoral division] [voting area] [ward] before **10pm on *[day]* *[date of poll]***.

(!) After receiving this postal vote, you cannot vote in person at a polling station in [this] [these] election(s) [and referendum(s)].

Status: This is the original version (as it was originally made). This item of legislation is currently only available in its original format.

i Getting Help

- If you need help to vote, you can ask someone you know or get independent help by calling the helpline on *[insert helpline number]*. The person helping you must not tell anyone how you voted.
- Please call the helpline if you require copies of this form or guidance in Braille or languages other than English.
- If you make a mistake, or lose your postal ballot papers or this statement, you can get a replacement. Call us immediately as **we can only issue a replacement before 5pm on [date of poll]**. Please be aware that if you are requesting a replacement **after 5pm on [day before date of poll]** we can issue a replacement only if you return this ballot pack in person.

Electoral fraud is a crime. It is an offence to vote more than once at the same election unless you are voting on your own behalf and as a proxy for another person.

The [Returning / Counting] Officer issued this statement.
Relevant Returning or Counting Office to add pictorial guidance as appropriate.

Form 11B – form of postal voting statement:
combined elections where issue and receipt of
postal ballot papers are not taken together

CMER rule 23, LMER 24, MER 23

Status: This is the original version (as it was originally made). This item of legislation is currently only available in its original format.

Postal voting statement	[Space for barcode]												
Greater London Authority Elections													
Date of election [day] [date] [month] [year]													
Important – you must fill in and return this postal voting statement with your completed ballot paper(s) for [them] [it] to be counted.													
Please read the instructions carefully and use a black pen.													
* Name _____ Ballot paper number(s) _____													
* <i>Constituency Returning Officer to insert name but omit where sent to an anonymous elector</i>													
(!) Check that the number(s) on the back of your ballot paper(s) match(es) the number(s) shown above. If these do not match, call us immediately on (<i>insert helpline number</i>).													
I am the person the ballot paper(s) numbered above [was] [were] sent to.													
My Date of Birth is:	<table border="1"><tr><td><input type="text"/></td><td><input type="text"/></td><td><input type="text"/></td><td><input type="text"/></td><td><input type="text"/></td><td><input type="text"/></td></tr><tr><td>Day</td><td>Month</td><td colspan="4">Year</td></tr></table>	<input type="text"/>	<input type="text"/>	<input type="text"/>	<input type="text"/>	<input type="text"/>	<input type="text"/>	Day	Month	Year			
<input type="text"/>	<input type="text"/>	<input type="text"/>	<input type="text"/>	<input type="text"/>	<input type="text"/>								
Day	Month	Year											
* My Signature is: (You must sign inside the box)	<div style="border: 1px solid black; height: 60px; width: 100%;"></div>												
* <i>Constituency Returning Officer to omit box where the elector has been granted a waiver</i>													
We will check this information against our records for security.													
It is an offence to vote using a ballot paper that was not sent for your use or interfere with another voter's ballot paper. It is an offence to vote more than once (unless you are appointed as a proxy) at the same election.													
<i>Constituency Returning Officer to add pictorial guidance as appropriate.</i>													

Status: This is the original version (as it was originally made). This item of legislation is currently only available in its original format.

Instructions for voting by post

Please read through carefully. If you need help, please call us on *[insert helpline number]*.

- For your votes to be counted, you must fill in and return this postal voting statement with your ballot paper(s) (listed below).
- Make sure you have filled in the date of birth **[and signature] box[es]* on this postal voting statement. **Constituency Returning Officer to delete where elector is granted a waiver.*

Elections to the Greater London Authority

** London Assembly constituency members election ([insert colour] ballot paper)*

- [Vote for **only one candidate** by putting a cross in the box next to your choice.]

** London Assembly London members election ([insert colour] ballot paper)*

- [Vote **only once** by putting a cross in the box next to your choice.]

** Constituency Returning Officer to amend as appropriate.*

** London Mayoral election ([insert colour] ballot paper)*

- #● [Vote for **only one candidate** by putting a cross in the box next to your choice].

- #● [Vote by putting a cross in the box

In column A next to your first choice candidate

In column B next to your second choice candidate

Your first and second choices should be different.]

Greater London Returning Officer to amend as appropriate where there are only two candidates for the office of Mayor of London

- (!) Do not mark the ballot papers in any other way or your votes may not count.
- (!) We must get your postal vote by 10pm on *[day] [date of poll]*. If you miss the post, you can hand it in at our office or at any polling station in the constituency before 10pm on *[day] [date of poll]*.
- (!) After receiving this postal vote, you cannot vote in person at a polling station in [this] [these] election(s).

Getting help

- If you need help to vote, you can ask someone you know or get independent help by calling the helpline on *[insert helpline number]*. The person helping you must not tell anyone how you voted.
- Please call the helpline if you require copies of this form or guidance in Braille or languages other than English.
- If you make a mistake or lose your postal ballot paper(s) or this statement, you can get a replacement. Call us immediately as **we can only issue a replacement before 5pm on [date of poll]**. Please be aware that if you are requesting a replacement **after 5pm on [day before date of poll]** we can issue a replacement only if you return this ballot pack in person.

Electoral fraud is a crime. It is an offence to vote more than once at the same election unless you are voting on your own behalf and as a proxy for another person.

The Constituency Returning Officer issued this statement.

Constituency Returning Officer to add pictorial guidance as appropriate.

PART 3


Notices for guidance of voters

Notice A – Notice for guidance of voters for display inside and outside polling stations


Status: This is the original version (as it was originally made). This item of legislation is currently only available in its original format.

How to vote at [this][these]election(s)


1 Go to the desk and tell the staff your name and address.
They will give you your ballot paper(s).




2 Take your ballot paper(s) to a voting booth.




3 Read the instructions in the booth and mark your ballot paper(s).



* **4** When you have marked your ballot paper(s), place [it] [them] unfolded and face down in the [appropriate] ballot box.



* **4** When you have marked your ballot paper(s) fold [it] [them] and place [it] [them] in the [appropriate] ballot box.



(!) Voting is secret. Do not let anyone see how you have voted.
f If you make a mistake or need some help, just ask the staff.

* Constituency Returning Officer to include or omit as necessary

Notice AA – Notice for guidance of voters for display inside polling stations and inside polling booths

Status: This is the original version (as it was originally made). This item of legislation is currently only available in its original format.

*** ELECTION OF THE MAYOR OF LONDON**

([specify colour] ballot paper)

[Vote for **only one candidate** by putting a cross in the box next to your choice.]

[Vote by putting a cross in the box

In column A next to your first choice candidate

In column B next to your second choice candidate

Your first and second choices should be different.]

Greater London Returning Officer to amend as appropriate where there are only two candidates for the office of Mayor of London

***ELECTION OF THE LONDON ASSEMBLY – CONSTITUENCY MEMBER**

([specify colour] ballot paper)

Vote for **only one candidate** by putting a cross in the box next to your choice.

***ELECTION OF THE LONDON ASSEMBLY– LONDON MEMBER**

([specify colour] ballot paper)

Vote **only once** by putting a cross in the box next to your choice.

**Constituency Returning Officer to amend as appropriate*

PUT NO OTHER MARK ON THE BALLOT PAPER(S)* OR YOUR VOTE(S)* MAY NOT COUNT

*PLEASE DO NOT FOLD THE BALLOT PAPER(S)

Place [it] [them], unfolded, face downwards in the ballot box.

* PLEASE FOLD THE BALLOT PAPER(S)

** Complete or omit as necessary*

Notice A1 – Notice for guidance of voters for display inside and outside polling stations

Status: This is the original version (as it was originally made). This item of legislation is currently only available in its original format.

How to vote at [this] [these] election(s) [and referendum(s)]

1

Go to the desk and tell the staff your name and address.
They will give you your ballot papers.



2

Take your ballot papers to a voting booth.



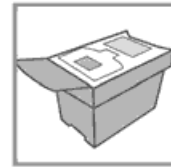
3

Read the instructions in the booth and mark your ballot papers.



4

At the Greater London Authority elections when you have marked your ballot papers, place them unfolded and face down in the appropriate ballot box.



5

At the [insert name of election] election put your folded ballot paper(s) in the [appropriate] ballot box.



(!) Voting is secret. Do not let anyone see how you have voted.



If you make a mistake or need some help, just ask the staff.

Notice AA1 – Notice for guidance of voters for display inside polling stations and inside polling booths

Status: This is the original version (as it was originally made). This item of legislation is currently only available in its original format.

*** PARLIAMENTARY ELECTION**

([specify colour] ballot paper)

Vote for **only one candidate** by putting a cross in the box next to your choice

*[Specify name of council] **COUNCIL ELECTION**

([specify colour] ballot paper)

*[Vote for **no more than ... candidates** by putting a cross in the box next to EACH of your choices]

*[Vote **only once** by putting a cross in the box next to your choice]

*** EUROPEAN PARLIAMENTARY ELECTION**

([specify colour] ballot paper)

Vote **ONLY ONCE** by putting a cross in the box next to your choice.

*** ELECTION OF THE MAYOR OF LONDON**

([specify colour] ballot paper)

#[Vote for **only one candidate** by putting a cross in the box next to your choice.]

#[Vote by putting a cross in the box
In column A next to your first choice candidate
In column B next to your second choice candidate
Your first and second choices should be different.]

Greater London Returning Officer to amend as appropriate where there are only two candidates for the office of Mayor of London

***ELECTION OF THE LONDON ASSEMBLY – CONSTITUENCY MEMBER**

([specify colour] ballot paper)

Vote for **only one candidate** by putting a cross in the box next to your choice.

***ELECTION OF THE LONDON ASSEMBLY– LONDON MEMBER**

([specify colour] ballot paper)

Vote **only once** by putting a cross in the box next to your choice.

Status: This is the original version (as it was originally made). This item of legislation is currently only available in its original format.

[Specify other]* **ELECTION/REFERENDUM
(*[specify colour]* ballot paper)

**[Specify voting instructions in accordance with the legislation governing the election or referendum]*

** Relevant Returning or Counting Officer to amend as appropriate*

PUT NO OTHER MARK ON THE BALLOT PAPER(S)* OR YOUR
VOTE(S)* MAY NOT COUNT

**[PLEASE DO NOT FOLD THE BALLOT PAPER(S) FOR [specify the election(s) at which the votes are to be counted electronically]. Place [it] [them], unfolded, face downwards, in the [*appropriate] ballot box.]*

**[PLEASE FOLD THE BALLOT PAPER(S) FOR [specify the election(s) at which the votes are to be counted manually]].*

** Complete or omit as necessary*

Status: This is the original version (as it was originally made). This item of legislation is currently only available in its original format.

PART 4

Declaration to be made by the companion of a voter with disabilities

Form 19 – Declaration to be made by the
companion of a voter with disabilities

CMER rule 40, LMER rule 41, MER rule 40

Status: This is the original version (as it was originally made). This item of legislation is currently only available in its original format.

Declaration to be made by the companion of a voter with disabilities	
<p>*[Election of the London Assembly Constituency Member for [insert name of constituency]]</p> <p>*[Election of the London Assembly London Member]</p> <p>*[Election of the Mayor of London]</p> <p><i>* Delete or amend as appropriate</i></p>	
Date of election(s) [day] [date] [month] [year]	
<p>A voter with disabilities is a voter who has made a declaration that he or she is so incapacitated by his or her blindness or other disability, or by his or her inability to read, as to be unable to vote at [this] [these] election(s) without assistance.</p> <p>In this form, "voter" means the person casting the vote at the election and includes a person voting as a proxy.</p>	
Part 1 To be completed by the voter's companion	
Companion's name	
Companion's address	
Voter's name	
<p><i>[Only for use if the disabled voter is acting as a proxy]</i></p> <p>Voter is acting as proxy for:</p>	
<p>Elector's number</p> <p><i>[If the disabled voter is acting as a proxy, this is the number of the person for whom the voter is acting]</i></p>	

Status: This is the original version (as it was originally made). This item of legislation is currently only available in its original format.

<p>I have been requested to assist the voter named above to record their vote at [this] [these] election(s). I declare that:</p> <p>(1)</p> <ul style="list-style-type: none"> • I am entitled to vote as an elector at [this] [these] election(s) <p>or</p> <ul style="list-style-type: none"> • I am the *spouse/*civil partner/*parent/*brother/*sister/*child of the voter with disabilities and am 18 years of age or over *Please delete whichever does not apply <p>AND</p> <p>(2)</p> <ul style="list-style-type: none"> • I have not previously assisted more than one voter with disabilities at [this] [these] election(s). <p>If I have assisted one other voter their name and address is:</p>			
[Complete if appropriate] Name and address of other person assisted			
<p>NOTE – It is a criminal offence to communicate at any time to any person any information as to the way in which the voter intends to vote or has voted.</p>			
Companion's signature		Date	
<p>Part 2 To be completed by the Presiding Officer</p>			
<p>I, the undersigned, being the Presiding Officer for:</p>			
Polling station		Constituency of	
certify that the above declaration was made in my presence.		Presiding Officer signature	
Date		Time (exact)	

Form 19A – Declaration to be made by the companion of a voter with disabilities: combined election

CMER rule 40, LMER rule 41, MER rule 40

Status: This is the original version (as it was originally made). This item of legislation is currently only available in its original format.

Declaration to be made by the companion of a voter with disabilities	
<p>*[Election of Member of Parliament for the <i>[insert name of constituency]</i> constituency]</p> <p>*[Election of Members of the European Parliament for the <i>[insert name of Region, e.g. 'North-West Region']</i>]</p> <p>*[Election of councillors to <i>[insert name of local authority/ parish /community council in full]</i>]</p> <p>*[Election of the London Assembly Constituency Member for <i>[insert name of constituency]</i>]</p> <p>*[Election of the London Assembly London Member]</p> <p>*[Election of the Mayor of London]</p> <p>*[[<i>Insert title of election/referendum</i>] election/referendum]</p> <p><i>* Delete or amend as appropriate</i></p>	
Date of election(s) [and referendum(s)] <i>[day] [date] [month] [year]</i>	
<p>A voter with disabilities is a voter who has made a declaration that he or she is so incapacitated by his or her blindness or other disability, or by his or her inability to read, as to be unable to vote at [this] [these] election(s) [and referendum(s)] without assistance.</p> <p>In this form, "voter" means the person casting the vote at the election and includes a person voting as a proxy.</p>	
Part 1 To be completed by the voter's companion	
Companion's name	
Companion's address	
Voter's name	
<p><i>[Only for use if the disabled voter is acting as a proxy]</i></p> <p>Voter is acting as proxy for:</p>	
<p>Elector's number</p> <p><i>[If the disabled voter is acting as a proxy, this is the number of the person for whom the voter is acting]</i></p>	

Status: This is the original version (as it was originally made). This item of legislation is currently only available in its original format.

<p>I have been requested to assist the voter named above to record their vote at [this] [these] election(s) [and referendum(s)]. I declare that:</p> <p>(1)</p> <ul style="list-style-type: none"> • I am entitled to vote as an elector at [this] [these] election(s) [and as a voter at [this] [these] referendum(s)] <p>or</p> <ul style="list-style-type: none"> • I am the *spouse/*civil partner/*parent/*brother/*sister/*child of the voter with disabilities and am 18 years of age or over *Please delete whichever does not apply <p>AND</p> <p>(2)</p> <ul style="list-style-type: none"> • I have not previously assisted more than one voter with disabilities at [this] [these] election(s) [or referendum(s)]. <p>If I have assisted one other voter their name and address is:</p>			
[Complete if appropriate] Name and address of other person assisted			
<p>NOTE – It is a criminal offence to communicate at any time to any person any information as to the way in which the voter intends to vote or has voted.</p>			
Companion's signature		Date	
<p>Part 2 To be completed by the Presiding Officer</p>			
<p>I, the undersigned, being the Presiding Officer for:</p>			
Polling station		Constituency of	
certify that the above declaration was made in my presence.		Presiding Officer signature	
Date		Time (exact)	